

Features

- A single handle controls both on/off activation and temperature setting
- 7" (178 mm) spout height
- 6-3/16" (157 mm) spout reach
- 1.0 gpm (3.8 lpm) maximum flow rate at 60 psi (4.14 bar)
- KOHLER® ceramic disc valves exceed industry longevity standards for a lifetime of durable performance
- Metal touch-activated drain with 1-1/4" tailpiece
- Ideal for vessel sink applications
- Part of the Occasion bathroom faucet and accessory collection

Material

- Premium metal construction for durability and reliability
- KOHLER® finishes resist corrosion and tarnishing

Installation

- Single hole
- Preattached flexible supply lines simplify installation

Recommended Products/Accessories

- K-23726 Drain treatment
- K-23723 Faucet cleaner



Codes/Standards







ASME A112.18.1/CSA B125.1
NSF/ANSI/CAN 61
NSF/ANSI/CAN 372
All applicable US Federal and State material regulations
DOE - Energy Policy Act 1992
EPA WaterSense®
California Energy Commission (CEC)
IAPMO Certification

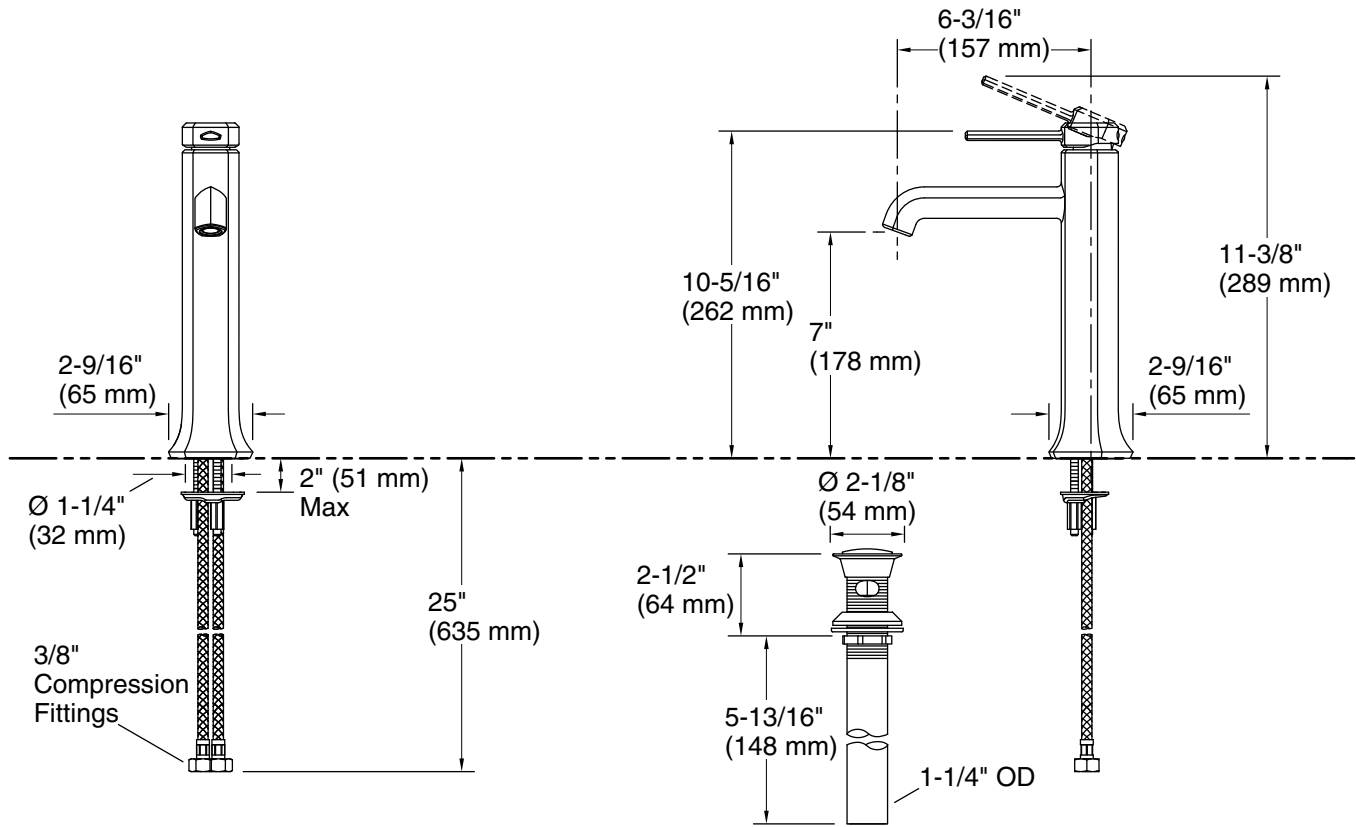
KOHLER® Faucet Lifetime Limited Warranty

See website for detailed warranty information.

Available Colors/Finishes

Color tiles intended for reference only.

Color	Code	Description
	CP	Polished Chrome
	SN	Vibrant® Polished Nickel
	AF	Vibrant® French Gold
	BN	Vibrant® Brushed Nickel
	BV	Vibrant® Brushed Bronze
	BL	Matte Black
	2MB	Vibrant® Brushed Moderne Brass
	RMR	Matte Black with Moderne



Technical Information

All product dimensions are nominal.

Faucet:

Flow rate: 1 gal/min (3.8 l/min)

Drain included: Yes

Drain with overflow: Yes

Spout:

Spout reach: 6-3/16" (157 mm)