

Features

- Bask® heated surface creates spa-like relaxation with soothing warmth on your back, shoulders, and neck
- Customize the heat with three adjustable settings
- Integral lumbar support
- Slotted overflow allows for deep soaking

Material

- Acrylic

Installation

- Reversible drain
- Drop-in or undermount
- Requires 110 V electrical service

Required Products/Accessories

K-7271 Brass Slotted Overflow Bath Drain

or

K-7272 PVC Slotted Overflow Bath Drain

Recommended Products/Accessories

K-590 5' under-mount installation kit

K-1177 Vinyl Tiling-in Bead

K-23726 Drain treatment

K-23732 Tub & shower cleaner

K-31797 Slotted overflow bath drain kit

K-31795 Slotted overflow above-the-floor bath drain kit



Codes/Standards

CSA B45.5/IAPMO Z124

ASTM E162

ASTM E662

UL 1795

CSA C22.2 No. 218.2

IAPMO Certification

cUL Listed







UL Listed

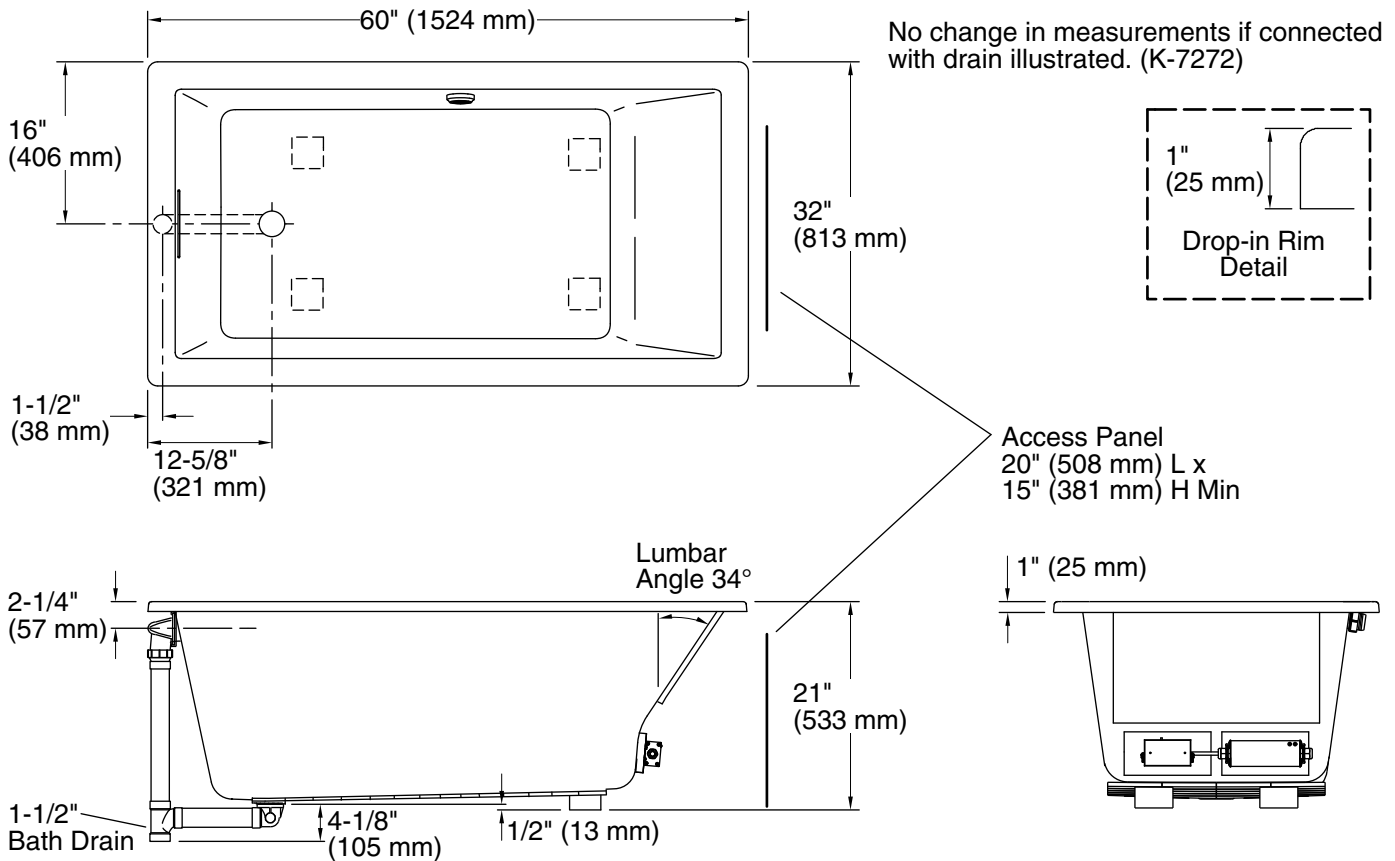
KOHLER® Plastic Baths and Receptors Lifetime Limited Warranty KOHLER® Hydrotherapy Components Five-Year Limited Warranty

See website for detailed warranty information.

Available Colors/Finishes

Color tiles intended for reference only.

Color	Code	Description
	0	White
	96	Biscuit
	NY	Dune
	95	Ice™ Grey
	58	Thunder™ Grey
	7	Black Black™



Required Electrical Service

One circuit required, protected with Class A Ground-Fault Circuit-Interrupter (GFCI). Outside North America, this device may be known as a Residual Current Device (RCD).

Heated Surface: 120 V, 15 A

Technical Information

All product dimensions are nominal.

Drain location: Reversible

Basin area, bottom: 42" x 23-1/2" (1067 mm x 597 mm)

Basin area, top: 55-1/8" x 27-1/8" (1400 mm x 689 mm)

Weight: 81 lbs (36.7 kg)

Minimum floor load: 59 lbs/ft² (288.1 kg/m²)

Water depth: 17-1/8" (435 mm)

Water capacity: 81 gal (306.6 L)

Cutout: Drop-in, 59-1/2" x 31-1/2" (1511 mm x 800 mm)

Electrical component rating: Heated Surface: 120 V, 0.5 A, 60 Hz, 65 W

Minimum flat for door: 2" (51 mm)

Notes

Measure your actual product for rough-in details.

Install this product according to the installation instructions.

The hot water supply should be 70% of the capacity of the bath or greater. Installations will vary.

Kit is required for under-mount installations (sold separately).