

Features

- Made from premium materials that withstand high-volume usage
- 20" (508 mm) x 18" (457 mm)
- Faucet sold separately
- Lugs for chair carrier

Material

- KOHLER® enameled cast iron

Installation

- Wall-mount

Recommended Products/Accessories

- K-8998 P-Trap
- K-23726 Drain treatment
- K-23725 Cast iron cleaner



ADA

Codes/Standards

ASME A112.19.1/CSA B45.2
ADA
ICC/ANSI A117.1
IAPMO Certification


KOHLER® Enameled Cast Iron Kitchen and Bathroom Sink Lifetime Limited Warranty

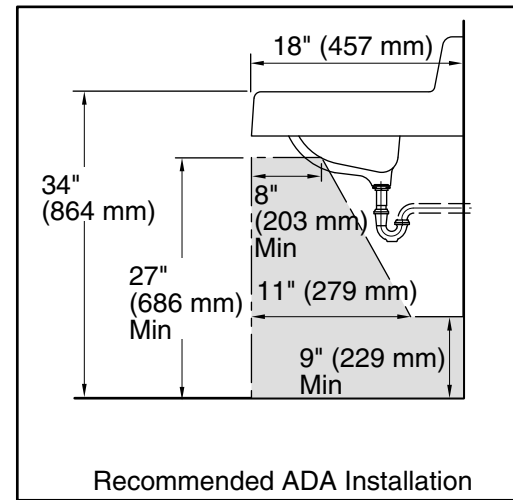
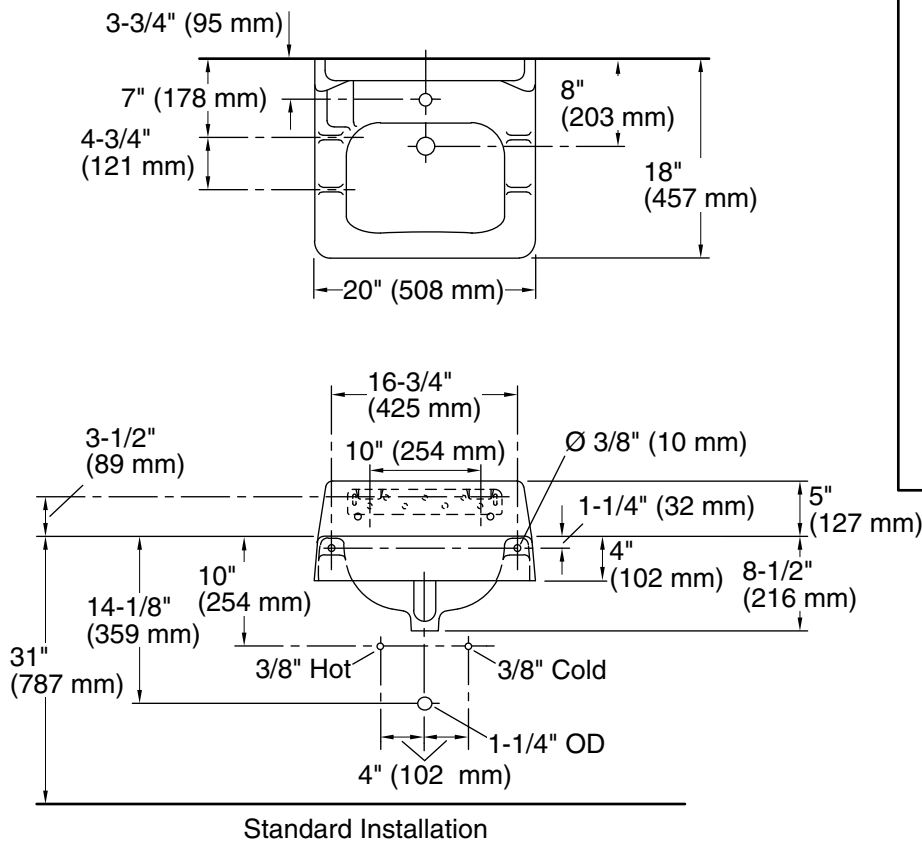
See website for detailed warranty information.

Available Colors/Finishes

Color tiles intended for reference only.

Color	Code	Description
-------	------	-------------

	0	White
---	---	-------



Technical Information

All product dimensions are nominal.

Bowl configuration:	Single
Bowl area (Only):	Length: 15" (381 mm) Width: 10" (254 mm) Water depth: 5" (127 mm)
Number of deck holes:	1
Faucet hole(s):	1-3/8" (35 mm)
Drain hole:	1-3/4" (44 mm)

Notes

Install this product according to the installation instructions.

ADA compliant when installed to the specific requirements of these regulations.