

## Features

- 0.5 gpm (1.9 lpm) maximum flow rate
- This is trim set only. It requires valve kit to complete the faucet
- Vandal-resistant aerator
- 8-1/4" (210 mm) spout reach
- Less drain
- Complies with the Safe Drinking Water Act (SDWA)

## Material

- On-demand on and off control. Valve kit is factory-set to 30-second maximum continual run cycle
- Brass

## Technology

- Valve kit has electronic Insight™ sensor technology for accurate and consistent activation
- This trim set can be used with 11830-NA (Hybrid-DC power) wall mount valve or 11843-NA (AC Power) wall mount valve

## Installation

- Single-hole spout mounting. Please consider appropriate distance between spout and sensor
- Below the counter valve for easy installation and maintenance

## Required Products/Accessories

[K-11843](#) Wall-mount Valve for Touchless Faucets

or

[K-11830](#) Wall-mount Valve for Touchless Faucets

## Recommended Products/Accessories

K-23726 Drain treatment

K-23723 Faucet cleaner



ADA

CSA B651

OBC

## Codes/Standards

ASME A112.18.1/CSA B125.1

NSF/ANSI/CAN 372

All applicable US Federal and State material regulations

DOE - Energy Policy Act 1992

California Energy Commission (CEC)

ADA

ICC/ANSI A117.1

CSA B651

OBC



IAPMO Certification

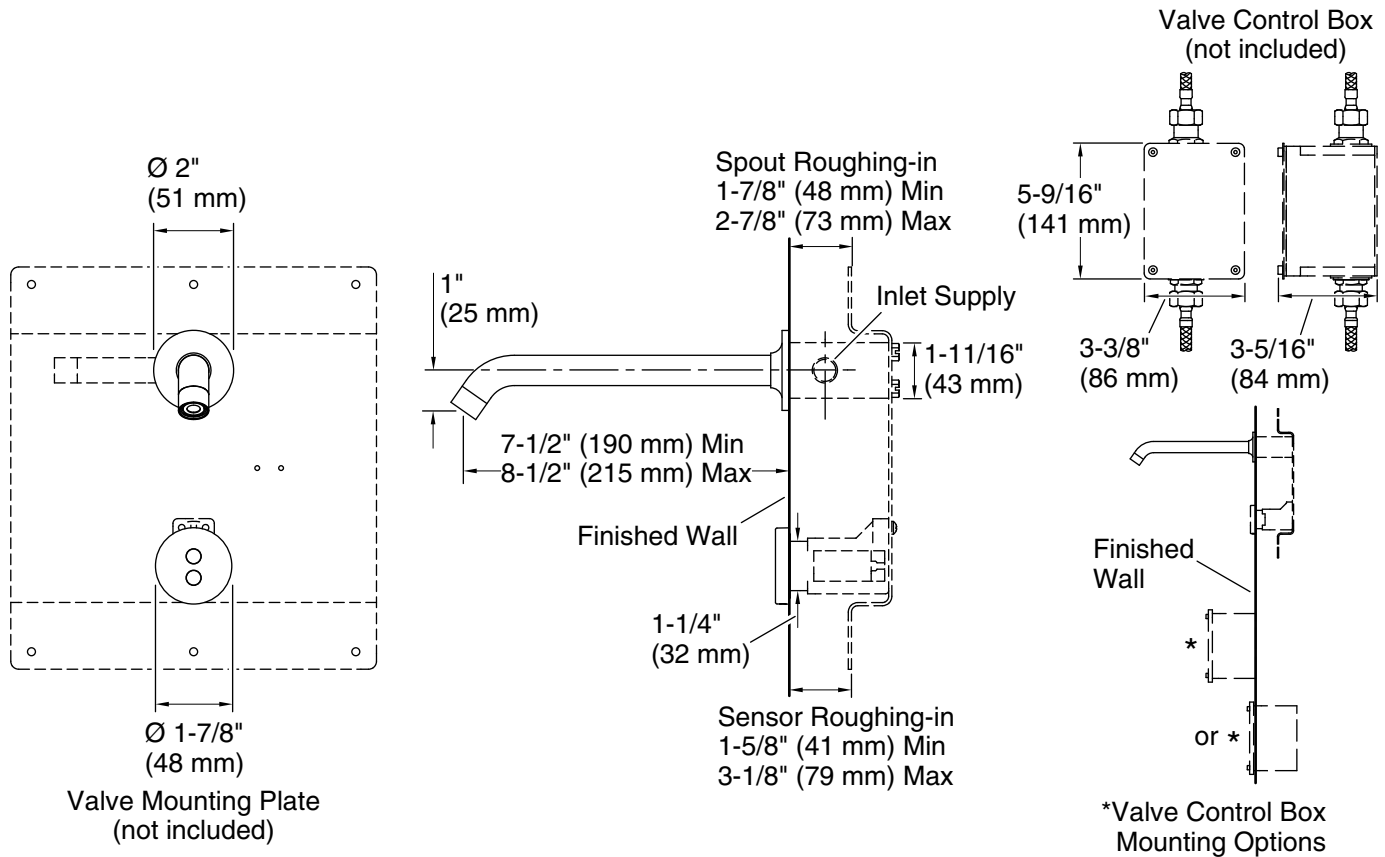
## KOHLER® One-Year Limited Warranty

See website for detailed warranty information.

## Available Colors/Finishes

*Color tiles intended for reference only.*

Color	Code	Description
	CP	Polished Chrome
	VS	Vibrant® Stainless



### Technical Information

All product dimensions are nominal.

#### Faucet:

Flow rate: 0.5 gal/min (1.9 l/min)

Drain included: No

### Notes

Install this product according to the installation guide.

The sensor roughing-in allows for installation to a back splash or thicker finished wall than the spout roughing-in.

ADA, OBC, CSA B651 compliant when installed to the specific requirements of these regulations.