

Features

- Frameless design emphasizes glass and creates a sleek, minimalist look
- Vertical handle with inside knob on moving panel
- Tempered glass ensures enhanced safety and durability
- CleanCoat®+ glass coating creates a hydrophobic barrier that repels water, soap scum, and residue, saving time and protecting shower doors 10 times longer than original CleanCoat. (Based on 2021 internal wear/abrasion testing using a microfiber cloth.)
- Smooth, easy-to-clean wall jambs
- Full-length moving panel seal provides excellent water containment
- Controlled Close® innovative soft-close with double-dampening technology eliminates slamming and brings door to a secure close
- Shower door configuration consists of one sliding panel and one stationary panel
- Coordinates with other products in the Rely collection

Material

- Frameless, heavy 3/8" (10 mm) thick Crystal Clear tempered glass with frosted privacy band
- Anodized aluminum prevents rust and corrosion

Installation

- Fits opening widths 56-5/8" – 59-5/8" (1438 –1514 mm)
- 62-1/2" (1587.5 mm) high, with 59-3/8" (1381 mm) minimum head clearance
- 3" (76.2 mm) width adjustment
- Out-of-plumb adjustability simplifies installation
- Door can be installed to open to the left or right to suit your bathroom layout
- For residential use only
- Not for use in hospitality



Codes/Standards



ANSI Z97.1
CAN/CGSB-12.1
CPSC 16CFR 1201

KOHLER® Bath and Shower Doors Ten-Year Limited Warranty

See website for detailed warranty information.

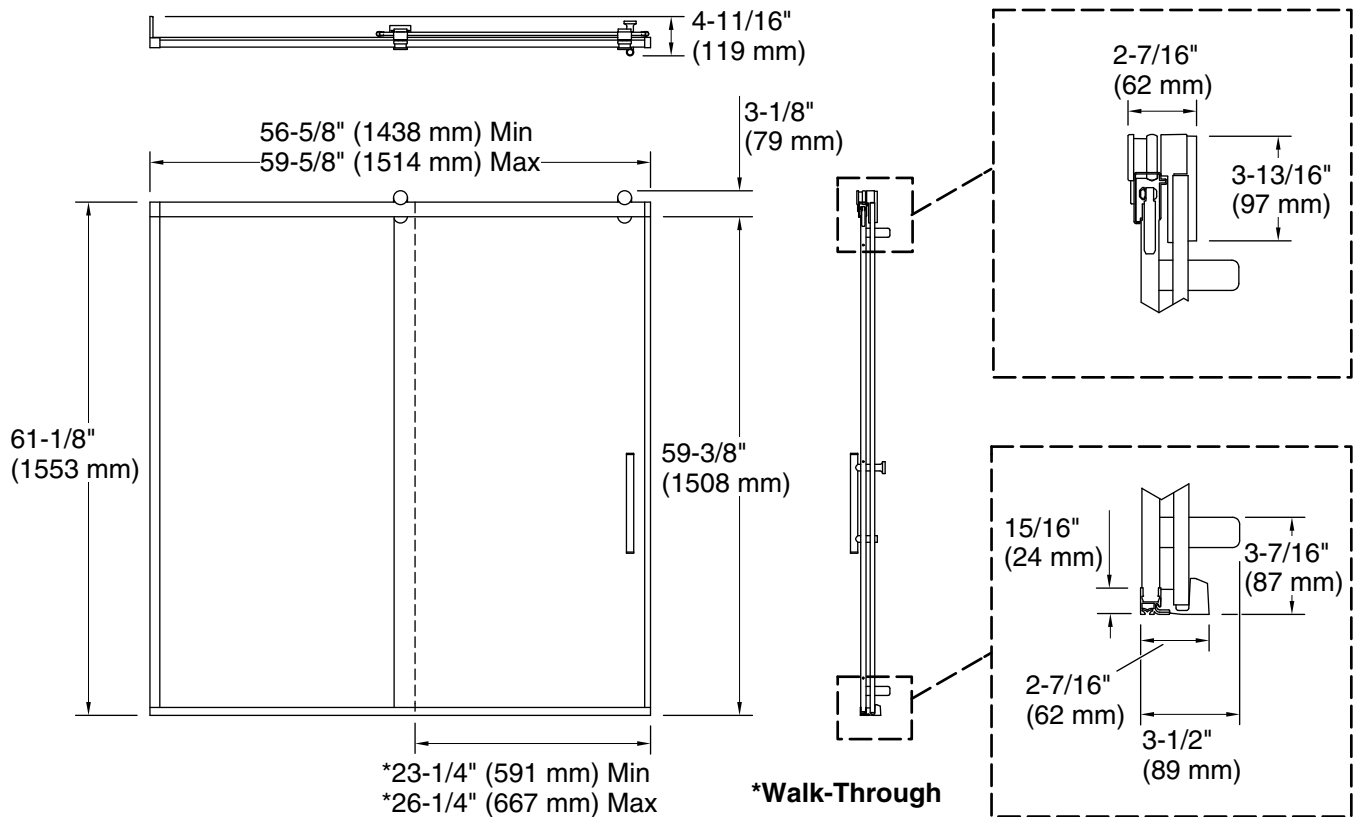
Available Colors/Finishes

Color tiles intended for reference only.

Color	Code	Description
	SHP	Bright Polished Silver
	BNK	Anodized Brushed Nickel
	2MB	Vibrant® Brushed Moderne Brass
	BL	Matte Black

Available Glass Options

Code	Description
G81	Crystal Clear with Frosted Privacy Band



Technical Information

All product dimensions are nominal.

Base-To-Wall	1/2" (13 mm)
Radius – Max:	
Shower Ledge Min	2-1/2" (64 mm)
Flat:	
Shower Wall Min	3-1/2" (89 mm)
Flat:	

Notes

Install this product according to the installation guide.

The vertical opening should be a minimum of 64" (1626 mm) to allow for installation clearance.