

### Features

- Frameless, heavy 5/16" (8 mm) thick Frosted tempered glass
- Center-guided mechanism for smooth, quiet sliding action and easy cleaning
- Contemporary towel bar and knob combination offers storage on the outside of the door without encroaching on the bathing space
- CleanCoat®+ glass coating creates a hydrophobic barrier that repels water, soap scum, and residue, saving time and protecting shower doors 10 times longer than original CleanCoat. (Based on 2021 internal wear/abrasion testing using a microfiber cloth.)
- Tempered glass ensures enhanced safety and durability

### Technology

- Frameless design with minimal metal allows for greater ease of cleaning
- Low bottom track creates easy entry and exit to the bathing space

### Installation

- Out-of-plumb adjustability simplifies installation
- Sliding shower door
- Not for use in hospitality
- For residential use only



### Codes/Standards




ANSI Z97.1  
CAN/CGSB-12.1  
CPSC 16CFR 1201

### KOHLER® Bath and Shower Doors Ten-Year Limited Warranty

See website for detailed warranty information.

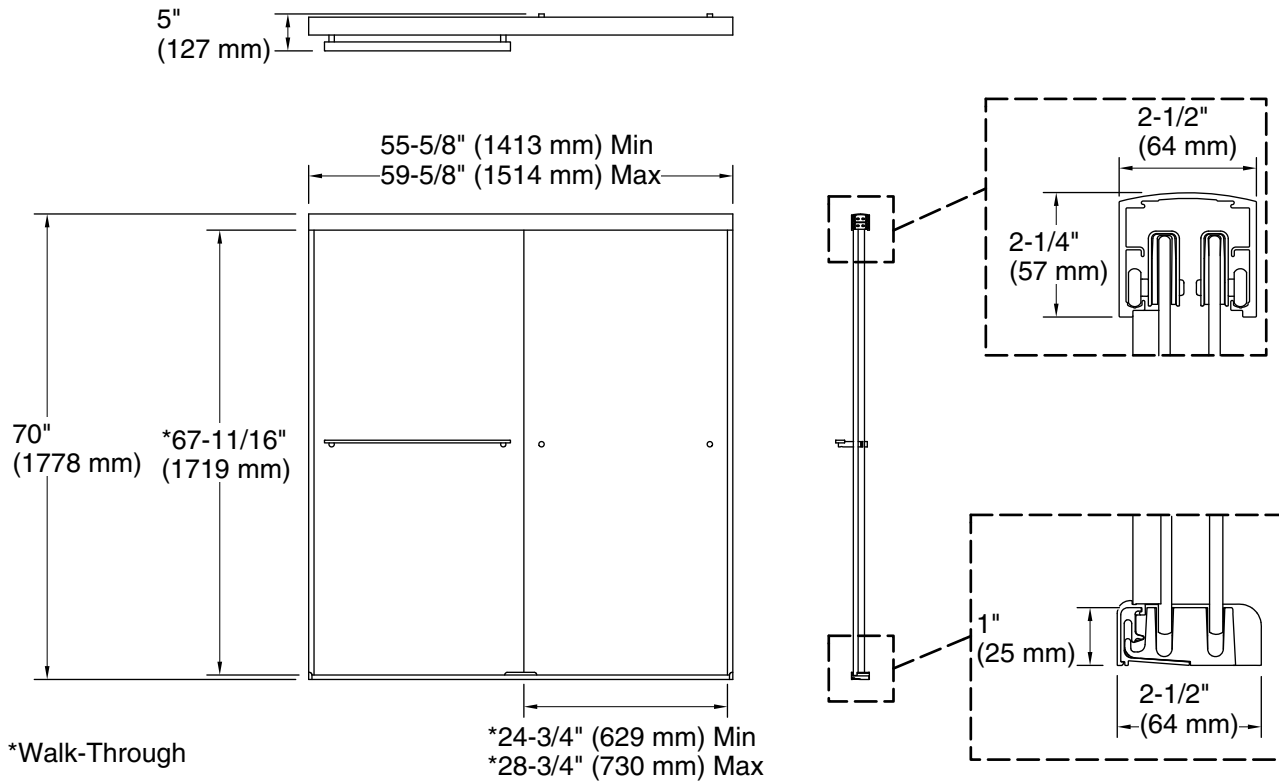
### Available Colors/Finishes

*Color tiles intended for reference only.*

Color	Code	Description
	SHP	Bright Polished Silver
	ABZ	Anodized Dark Bronze
	BNK	Anodized Brushed Nickel

### Available Glass Options

Code	Description
D3	Frosted



### Technical Information

All product dimensions are nominal.

Base-To-Wall 3/8" (10 mm)

Radius – Max:

### Notes

Install this product according to the installation guide.

Wall jambs are made of clear plastic and may not cover existing shower door holes.

NOTICE: The vertical opening should be a minimum of 72-1/2" (1842 mm) to allow clearance for installing the top track over the wall jambs.

The vertical opening should be a minimum of 72-1/2" (1842 mm) to allow for installation clearance.