

# KOHLER® Faucets **Pinstripe® Pure** Widespread bathroom sink faucet with Cross handles, 1.2 gpm **K-13132-3A**

## Features

- Two Pure design cross handles allow for both volume and temperature control
- Includes metal pop-up drain with lift rod and 1-1/4" tailpiece
- 1.2 gpm (4.5 lpm) maximum flow rate at 60 psi (4.14 bar)
- 5" (127 mm) spout reach
- KOHLER® ceramic disc valves exceed industry longevity standards for a lifetime of durable performance
- Coordinates with Pinstripe faucets, accessories, and showering components to complete your bathroom
- Laminar flow delivers a graceful stream of water

## Material

- Premium metal construction for durability and reliability
- KOHLER® finishes resist corrosion and tarnishing

## Installation

- Handles are preassembled on valves to simplify installation
- For 8" – 16" (203 – 406 mm) centers
- Widespread

## Recommended Products/Accessories

- K-23726 Drain treatment
- K-23723 Faucet cleaner



## Codes/Standards




- ASME A112.18.1/CSA B125.1
- NSF/ANSI/CAN 61
- NSF/ANSI/CAN 372
- All applicable US Federal and State material regulations
- DOE - Energy Policy Act 1992
- EPA WaterSense®
- California Energy Commission (CEC)
- ADA
- ICC/ANSI A117.1
- IAPMO Certification

## KOHLER® Faucet Lifetime Limited Warranty

See website for detailed warranty information.

## Available Colors/Finishes

*Color tiles intended for reference only.*

Color	Code	Description
	CP	Polished Chrome
	SN	Vibrant® Polished Nickel
	BN	Vibrant® Brushed Nickel

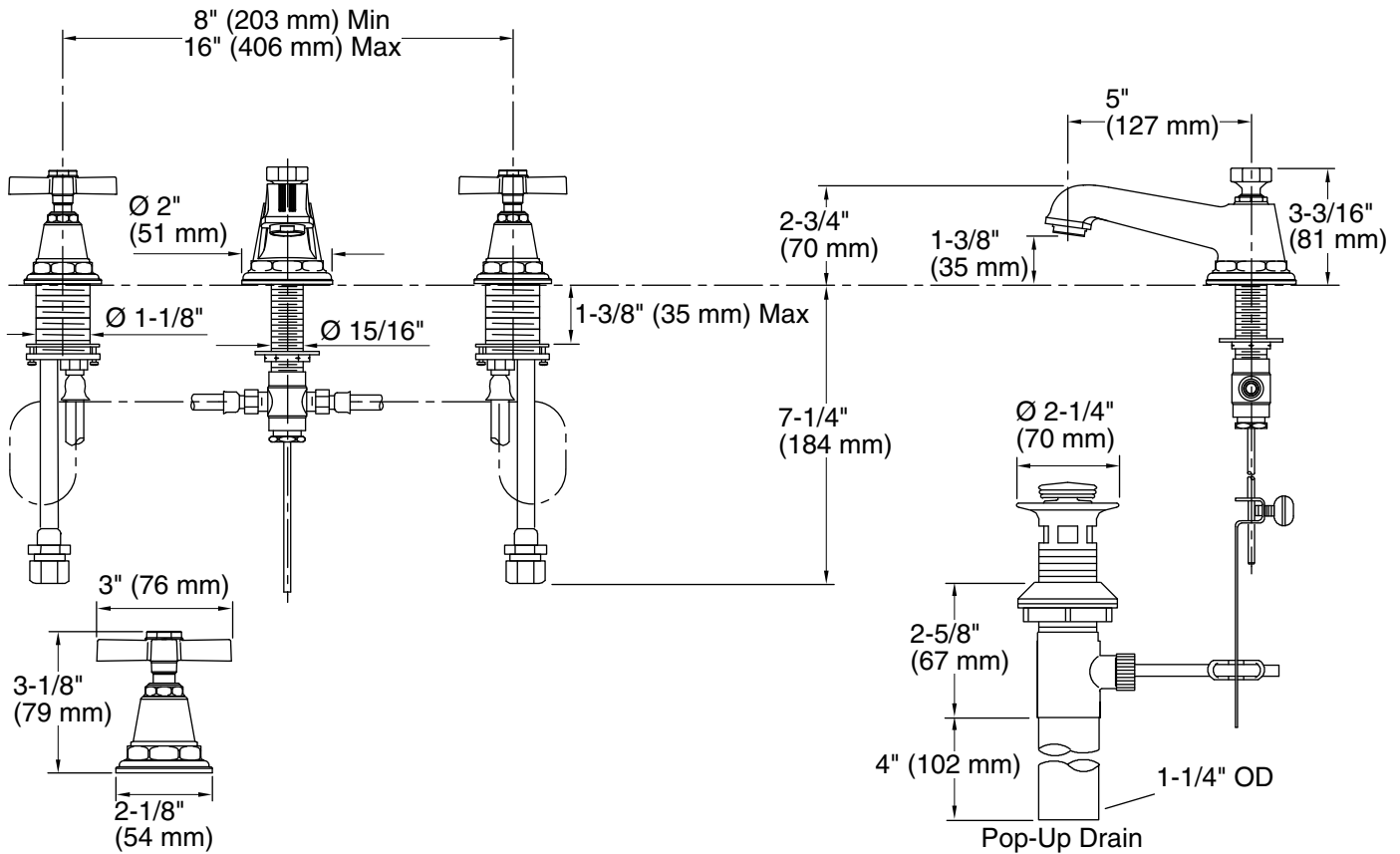
1-800-4KOHLER (1-800-456-4537)

Kohler Co. reserves the right to make revisions without notice to product specifications.

For the most current Specification Sheet, go to [www.kohler.com](http://www.kohler.com).

12-24-2023 22:22 - US/CA

THE BOLD LOOK  
OF **KOHLER®**



### Technical Information

All product dimensions are nominal.

#### Faucet:

Flow rate: 1.2 gal/min (4.5 l/min)

Pressure: 60 psi (4.1 bar)

Drain included: Yes

#### Spout:

Spout reach: 5" (127 mm)

### Notes

Install this product according to the installation guide.

ADA compliant for handles only.

ADA compliant when installed to the specific requirements of these regulations.