

Features

- 6-1/2" (165 mm) diverter bath spout with 1/2" NPT connection
- Coordinates with Alteo faucets, accessories, and showering components to complete your bathroom

Material

- KOHLER® finishes resist corrosion and tarnishing
- Premium metal construction for durability and reliability

Installation

- Wall-mount
- NPT connection

Recommended Products/Accessories

- K-23723 Faucet cleaner
- K-37050 18" Towel Bar
- K-37051 24" Towel Bar
- K-37054 Pivoting toilet paper holder
- K-37055 Robe Hook
- K-37056 Vertical toilet paper holder
- K-37057 Towel Ring



Codes/Standards



ASME A112.18.1/CSA B125.1
California Energy Commission (CEC)
IAPMO Certification

KOHLER® Faucet Lifetime Limited Warranty

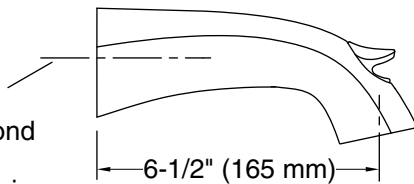
See website for detailed warranty information.

Available Colors/Finishes

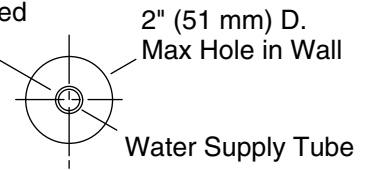
Color tiles intended for reference only.

Color	Code	Description
	CP	Polished Chrome
	BN	Vibrant® Brushed Nickel

For slip-fit spout, 5/8" OD tube must extend 5" (127 mm) beyond finished wall.
For threaded spout, 1/2" NPT pipe must extend 5" (127 mm) beyond finished wall.



Water supply tube must be centered with the hole.



Technical Information

All product dimensions are nominal.

Drain included: No

Notes

Install this product according to the installation guide.