

Features

- 7-1/2" (191 mm) nondiverter bath spout with NPT connection
- Coordinates with Alteo faucets, accessories, and showering components to complete your bathroom

Material

- KOHLER® finishes resist corrosion and tarnishing
- Premium metal construction for durability and reliability

Installation

- Wall-mount
- NPT connection

Recommended Products/Accessories

K-23723 Faucet cleaner
K-37050 18" Towel Bar
K-37051 24" Towel Bar
K-37054 Pivoting toilet paper holder
K-37055 Robe Hook
K-37056 Vertical toilet paper holder
K-37057 Towel Ring



Codes/Standards



ASME A112.18.1/CSA B125.1
IAPMO Certification

KOHLER® Faucet Lifetime Limited Warranty

See website for detailed warranty information.

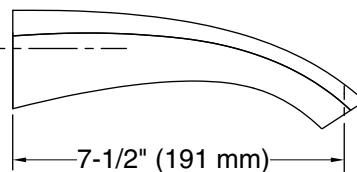
Available Colors/Finishes

Color tiles intended for reference only.

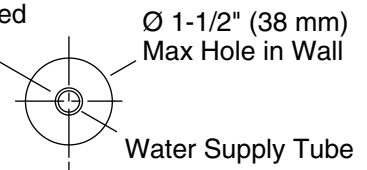
Color	Code	Description
	CP	Polished Chrome
	BN	Vibrant® Brushed Nickel

For slip-fit spout, 5/8" OD tube must extend 4-3/4" (121 mm) beyond finished wall.

For threaded spout, 1/2" NPT pipe must extend 4-3/4" (121 mm) beyond finished wall.



Water supply tube must be centered with the hole.



Technical Information

All product dimensions are nominal.

Drain included: No

Notes

Install this product according to the installation guide.