

### Features

- Fits minimum 36" (914 mm) apron sink base cabinet
- Single bowl
- 9" (229 mm) depth provides generous workspace
- Self-Trimming® apron overlaps cabinet face for easy installation and beautiful results
- Bowl slopes toward drain to minimize water pooling
- Offset drain increases workspace in the sink and storage space underneath
- No faucet holes; requires wall- or counter-mount faucet

### Material

- KOHLER® enameled cast iron
- Acid-resistant enamel finish

### Installation

- Undermount

### Required Products/Accessories

K-8801 Sink drain and strainer with tailpiece

or

K-8799 Sink drain and strainer basket

or

K-11352 Disposal Flange with Stopper

### Optional Products/Accessories

K-9000 P-Trap

K-23725 Cast iron cleaner

### Included Components

K-24269 34" sink racks



### Codes/Standards








ASME A112.19.1/CSA B45.2

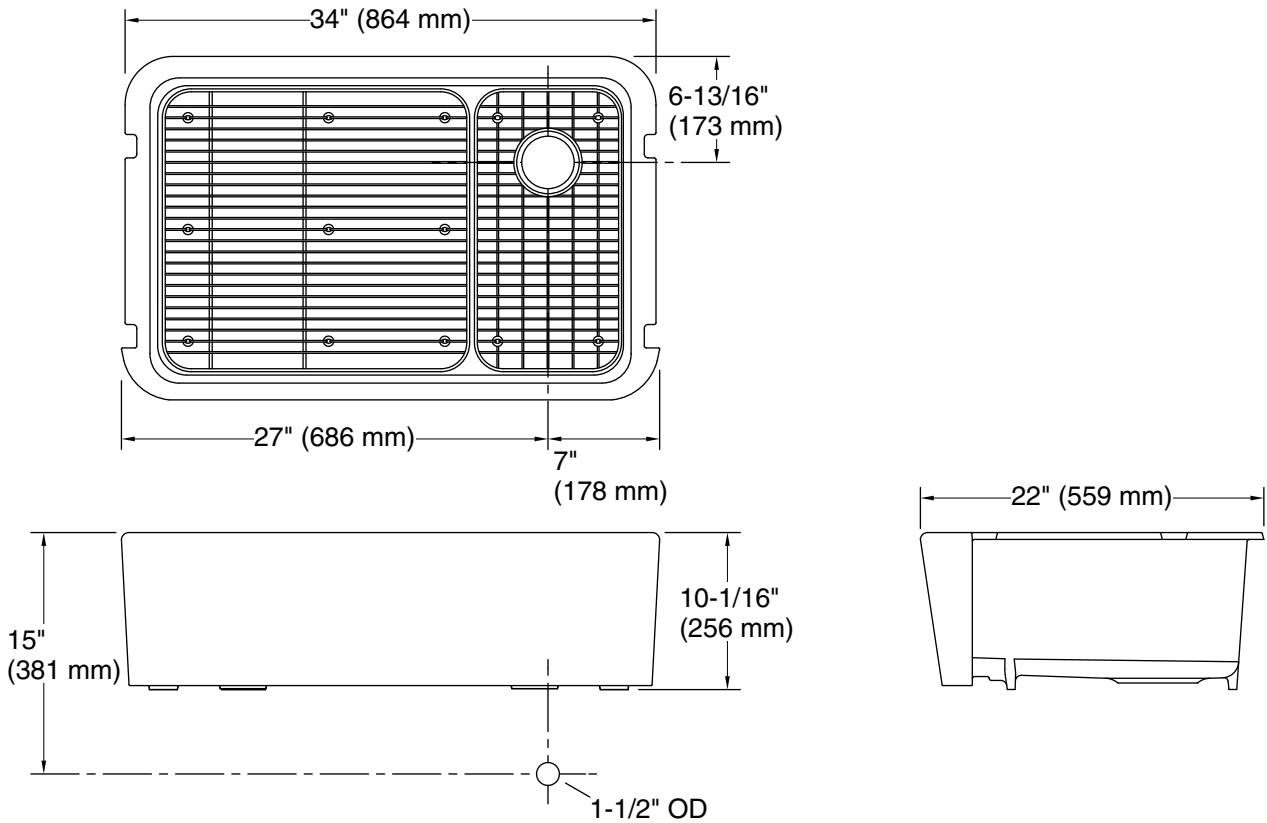
### KOHLER® Enameled Cast Iron Kitchen and Bathroom Sink Lifetime Limited Warranty

See website for detailed warranty information.

### Available Colors/Finishes

*Color tiles intended for reference only.*

Color	Code	Description
	0	White
	96	Biscuit
	NY	Dune
	95	Ice™ Grey
	58	Thunder™ Grey
	7	Black Black™
	TRF	Truffle



### Technical Information

All product dimensions are nominal.

Bowl configuration: Single

Min. base cabinet width: 36" (914 mm)

Bowl area (Center): Length: 30-13/16" (783 mm)  
 Width: 19-11/16" (500 mm)  
 Bowl depth: 9" (229 mm)  
 Water depth: 9" (229 mm)

Drain hole: 3-7/8" (98 mm)

Template: Cabinet, 1417882-7, required, included  
 Undermount, 1391254-7, required, included

### Notes

Install this product according to the installation instructions.