



**Mayfield™**

25" top-mount single-bowl kitchen sink  
**K-5964-3**

### Features

- 27" (686 mm) minimum base cabinet width
- Single bowl
- 7-3/4" (197 mm) depth
- Three faucet holes

### Material

- KOHLER® enameled cast iron

### Installation

- Top-mount

### Recommended Products/Accessories

- K-6003 Sink Rack
- K-8801 Sink drain and strainer with tailpiece
- K-8799 Sink drain and strainer basket
- K-23726 Drain treatment
- K-23725 Cast iron cleaner

### Optional Products/Accessories

- K-11352 Disposal Flange with Stopper
- K-9000 P-Trap



### Codes/Standards




ASME A112.19.1/CSA B45.2

**KOHLER® Enameled Cast Iron  
Kitchen and Bathroom Sink Lifetime  
Limited Warranty**

See website for detailed warranty information.

### Available Colors/Finishes

*Color tiles intended for reference only.*

Color	Code	Description
	0	White
	96	Biscuit
	7	Black Black™

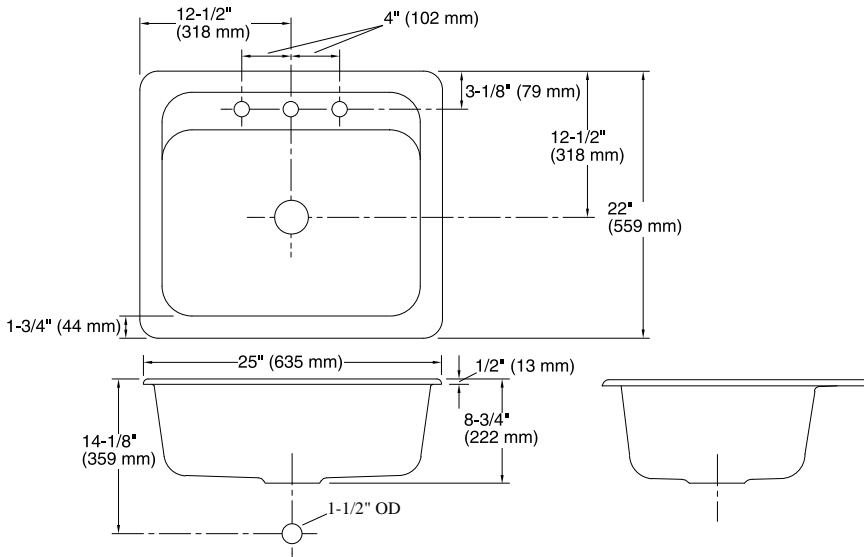
1-800-4KOHLER (1-800-456-4537)

Kohler Co. reserves the right to make revisions without notice to product specifications.

For the most current Specification Sheet, go to [www.kohler.com](http://www.kohler.com).

11-11-2023 21:41 - US/CA

THE BOLD LOOK  
OF **KOHLER**®



## Technical Information

All product dimensions are nominal.

Bowl configuration:	Single
Cutout:	Top-mount, 23-3/4" x 20-3/4" (603 mm x 527 mm) with 1" (25 mm) radius corners
Min. base cabinet width:	27" (686 mm)
Bowl area:	Length: 22" (559 mm) Width: 15" (381 mm) Bowl depth: 7-3/4" (197 mm) Water depth: 7-3/4" (197 mm)
Number of deck holes:	3
Faucet hole(s):	1-3/8" (35 mm)
Drain hole:	3-5/8" (92 mm)

## Notes

Install this product according to the installation instructions.