

Features

- Matching two-function side sprayer featuring Sweep® Spray and BerrySoft® provides convenience for cleaning and food prep
- Sweep® spray creates a wide, forceful blade of water for superior cleaning
- BerrySoft® is a light spray ideal for washing hands, rinsing delicate dishware, and prepping fruits and vegetables
- KOHLER® ceramic disc valves exceed industry longevity standards for a lifetime of durable performance
- ProMotion® technology's light, quiet braided hose and swiveling ball joint make the side sprayer easier and more comfortable to use
- MasterClean™ sprayface features an easy-to-clean surface that withstands mineral buildup
- Tall swing spout with 360° spout rotation offers superior clearance for filling pots and cleaning
- Two lever handles offer separate control of hot and cold water
- 1.5 gpm (5.7 lpm) maximum flow rate at 60 psi (4.14 bar)

Material

- Premium metal construction for durability and reliability
- KOHLER® finishes resist corrosion and tarnishing

Installation

- Three-hole or four-hole installation

Recommended Products/Accessories

- K-77685 Single-Cartridge Water Filtration System
- K-77686 Double-Cartridge Water Filtration System
- K-77687 single replacement filter cartridge
- K-77688 Replacement Filter Cartridges, Two-Pack
- K-23723 Faucet cleaner



ADA **CSA B651**

Codes/Standards






ASME A112.18.1/CSA B125.1
 NSF/ANSI/CAN 61
 NSF/ANSI/CAN 372
 All applicable US Federal and State material regulations
 DOE - Energy Policy Act 1992
 California Energy Commission (CEC)
 ADA
 ICC/ANSI A117.1
 CSA B651

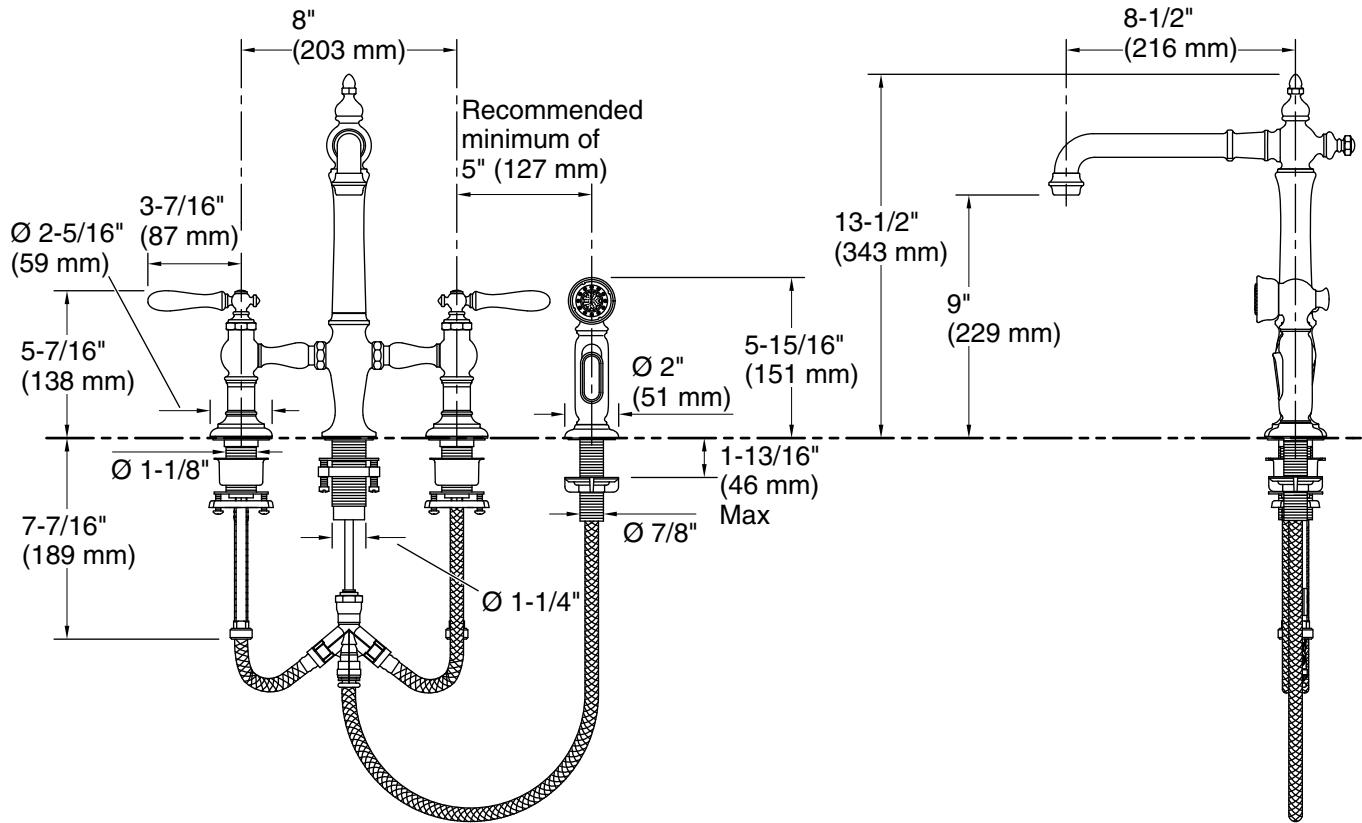
KOHLER® Faucet Lifetime Limited Warranty

See website for detailed warranty information.

Available Colors/Finishes

Color tiles intended for reference only.

Color	Code	Description
	CP	Polished Chrome
	SN	Vibrant® Polished Nickel
	VS	Vibrant® Stainless
	2BZ	Oil-Rubbed Bronze
	2MB	Vibrant® Brushed Moderne Brass



Technical Information

All product dimensions are nominal.

Sidespray:

Flow rate: 1.8 gal/min (6.8 l/min)

Pressure: 60 psi (4.1 bar)

Spout:

Spout reach: 8-1/2" (216 mm)

Notes

Install this product according to the installation guide.

Drill the hole for the sidespray a minimum of 5" (127 mm) from the center of the lever handle.

ADA compliant for faucet handles only.

ADA, CSA B651 compliant when installed to the specific requirements of these regulations.