

Features

- Advanced spray engine provides three alternate experiences: wide coverage, intense drenching, and targeted spray
- Wide coverage spray produces an encompassing spray for everyday use
- Intense drenching spray delivers a forceful spray ideal for rinsing shampoo from hair
- Targeted spray is a focused stream for targeting sore muscles or use as a utility spray
- Pause feature temporarily pauses water flow to conserve water while you lather, shave, or shampoo
- Thumb tab allows for a smooth transition between sprays
- MasterClean™ sprayface features an easy-to-clean surface that withstands mineral buildup and maximizes spray performance
- 2.5 gpm (9.5 lpm) maximum flow rate at 45 psi (3.1 bar)
- Requires K-8593, K-9514, K-45981, or K-45982 shower hose (sold separately)
- Pause feature temporarily pauses water flow to conserve water while you lather, shave, or shampoo

Material

- Durable material construction
- KOHLER® finishes resist corrosion and tarnishing

Installation

- Wall- or deck-mount
- Bracket or sidebar required for wall-mount installation
- Deck-mount holder required for deck-mount installation

Required Products/Accessories

K-8593 72" Shower Hose

or

K-9514 60" Shower Hose

or

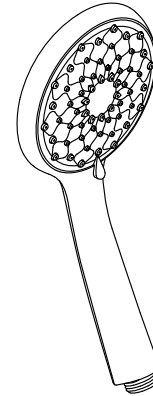
K-45981 72" ribbon hose

or

K-45982 60" ribbon hose

Recommended Products/Accessories

K-23723 Faucet cleaner



ADA

CSA B651

OBC

Codes/Standards

ASME A112.18.1/CSA B125.1

DOE - Energy Policy Act 1992

ADA

ICC/ANSI A117.1

CSA B651




OBC

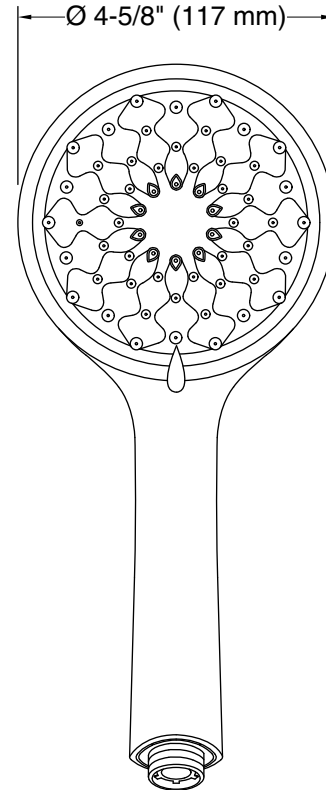
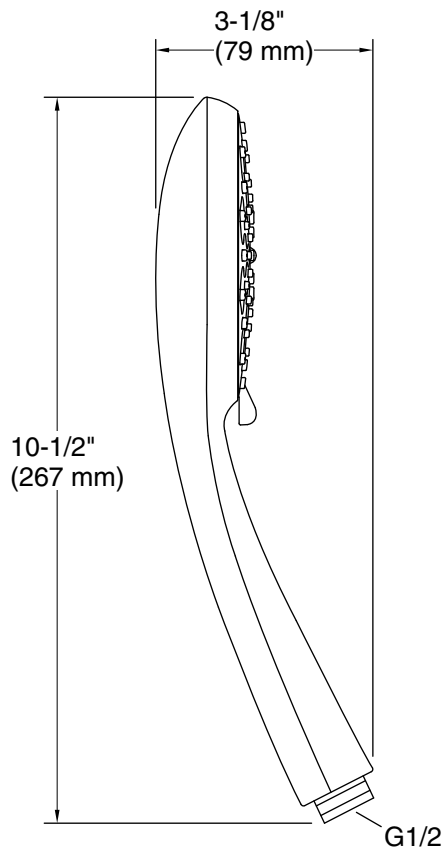
KOHLER® Faucet Lifetime Limited Warranty

See website for detailed warranty information.

Available Colors/Finishes

Color tiles intended for reference only.

| Color | Code | Description |
|---|------|-------------------------|
|  | CP | Polished Chrome |
|  | BN | Vibrant® Brushed Nickel |
|  | 2BZ | Oil-Rubbed Bronze |



Technical Information

All product dimensions are nominal.

Handshower:

Rated maximum flow: 2.5 gal/min (9.5 l/min)
Pressure: 45 psi (3.1 bar)

Notes

Install this product according to the installation instructions

Plumbing codes require approved backflow prevention devices to be installed in-line to handshowers. Please consult with local plumbing officials.

Plumbing codes require an atmospheric vacuum breaker (such as Kohler Model K-9660) be installed in-line with handshowers. Please consult with local plumbing officials.

ADA, OBC, CSA B651 compliant when installed to the specific requirements of these regulations.