

Features

- Handshower features contemporary design
- Advanced spray engine provides three alternate experiences: wide coverage, intense drenching, and targeted spray
- Wide coverage spray produces an encompassing spray for everyday use
- Intense drenching spray delivers a forceful spray ideal for rinsing shampoo from hair
- Targeted spray is a focused stream for targeting sore muscles or use as a utility spray
- Thumb tab allows for a smooth transition between sprays
- Spray nozzles cover full area of sprayhead
- Combination of balance, weight, and angle makes this handshower comfortable and easy to use
- MasterClean™ sprayface features an easy-to-clean surface that withstands mineral buildup
- 1.75 gpm (6.6 lpm) flow rate.
- This product can help a building earn Water Efficiency points in LEED® Green Building Rating System

Material

- KOHLER® finishes resist corrosion and tarnishing

Installation

- Bracket or slidebar required for wall-mount installation
- Deck-mount holder required for deck-mount installation

Required Products/Accessories

K-8593 72" Shower Hose

or

K-9514 60" Shower Hose

Recommended Products/Accessories

K-23723 Faucet cleaner



Codes/Standards



ASME A112.18.1/CSA B125.1
DOE - Energy Policy Act 1992
EPA WaterSense®
California Energy Commission (CEC)

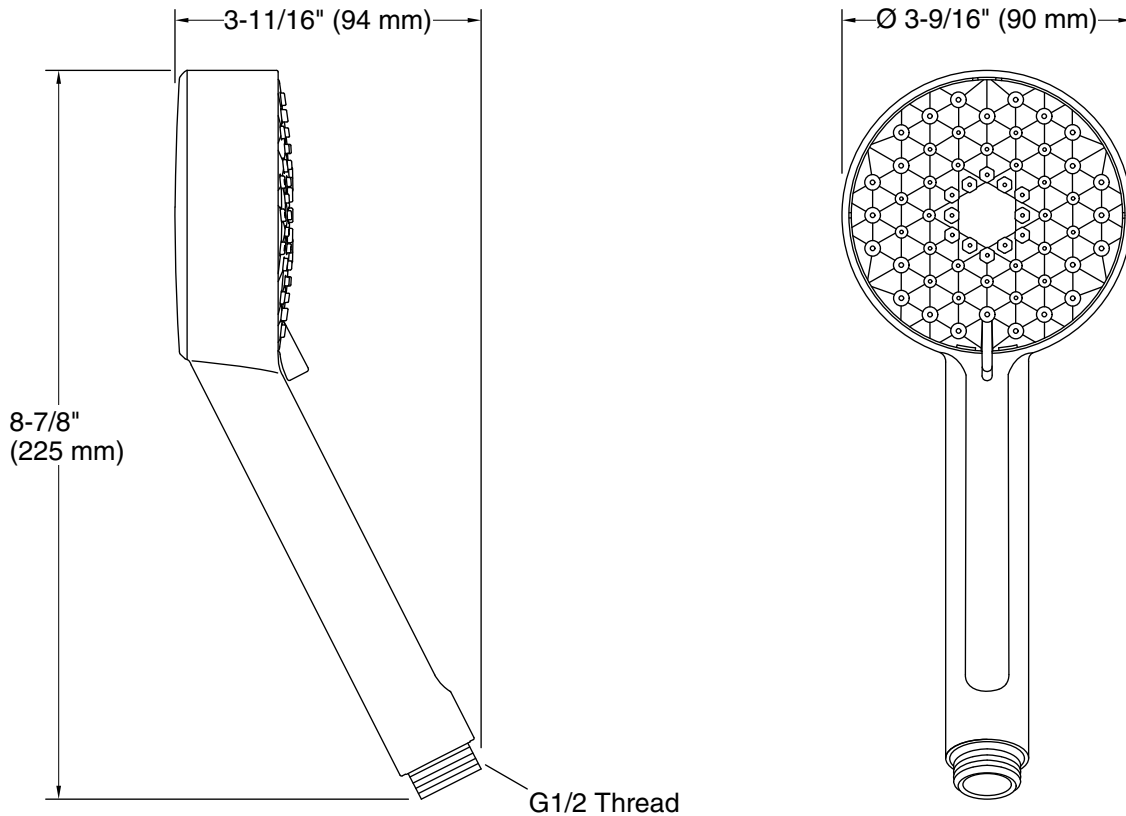
KOHLER® Faucet Lifetime Limited Warranty

See website for detailed warranty information.

Available Colors/Finishes

Color tiles intended for reference only.

Color	Code	Description
	CP	Polished Chrome
	BN	Vibrant® Brushed Nickel
	BL	Matte Black
	2MB	Vibrant® Brushed Moderne Brass



Technical Information

All product dimensions are nominal.

Handshower:

Rated maximum flow: 1.75 gal/min (6.6 l/min)

Notes

Install this product according to the installation instructions.

Plumbing codes require approved backflow prevention devices to be installed in-line to handshowers. Please consult with local plumbing officials.

Plumbing codes require an atmospheric vacuum breaker (such as Kohler Model K-9660) be installed in-line with handshowers. Please consult with local plumbing officials.