

## Features

- Pressure-balancing diaphragm technology maintains outlet temperature within +/-3°F during water pressure fluctuations
- Antiscald protection
- A single handle controls both on/off activation and temperature setting
- Includes faceplate with ADA-compliant metal level handle
- Single-function 1.75 gpm (6.6 lpm) showerhead with Katalyst<sup>®</sup> air-induction technology
- MasterClean<sup>™</sup> sprayface features an easy-to-clean surface that withstands mineral buildup
- Coordinates with Alteo faucets, accessories, and showering components to complete your bathroom

## Material

- Premium material construction with metal handle ensures reliability and durability
- KOHLER<sup>®</sup> finishes resist corrosion and tarnishing

## Installation

- Trim only; requires valve to complete installation (sold separately)

## Required Products/Accessories

K-8304 Series Rite-Temp<sup>®</sup> Valve & Cartridge Kits

or

K-8300 Series Rite-Temp<sup>®</sup> Valve Body Rough-ins

K-8305 Series Rite-Temp<sup>®</sup> Cartridges

## Adapters, Rough-in and Extension Kits

1073881

Range: 3-1/2" (89 mm) -  
4-1/4" (108 mm)

## Optional Products/Accessories

K-10350 Deep rough-in kit

K-10351 Test cap for K-8300 Series valve bodies

88526 Thin Wall Trim Kit



## Codes/Standards

ASME A112.18.1/CSA B125.1

DOE - Energy Policy Act 1992

EPA WaterSense<sup>®</sup>




California Energy Commission (CEC)

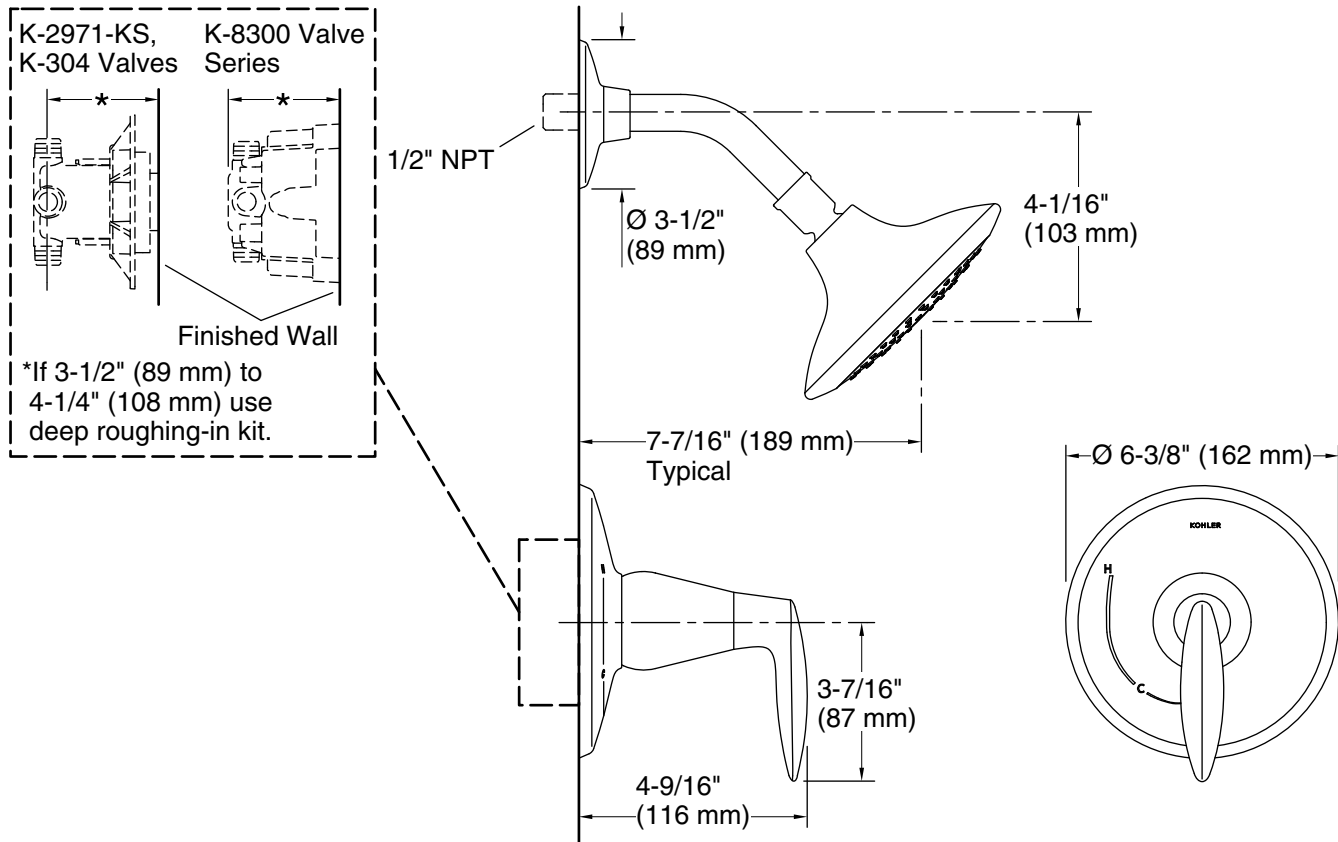
## KOHLER<sup>®</sup> Faucet Lifetime Limited Warranty

See website for detailed warranty information.

## Available Colors/Finishes

*Color tiles intended for reference only.*

Color	Code	Description
	CP	Polished Chrome
	BN	Vibrant <sup>®</sup> Brushed Nickel
	2BZ	Oil-Rubbed Bronze



#### Technical Information

All product dimensions are nominal.

Drain included: No

#### Showerhead/Body Spray:

Rated maximum flow: 1.75 gal/min (6.6 l/min)

Pressure: 80 psi (5.5 bar)

#### Notes

For use with automatic compensating valves rated at 1.6 gal/min (6.1 l/min) or less.

Install this product according to the installation instructions.

**NOTICE:** Risk of product damage. Long screws, for installing trim, can damage the K-2971-KS valve. Consult the trim installation guide to verify if the thin wall installation kit is needed.