



# Iron Plains®

18-1/2" rectangular vessel bathroom sink  
K-5400-P5

## Features

- Rectangular basin
- No faucet holes; requires wall- or counter-mount faucet
- Overflow drain
- Iron Black painted underside

## Material

- KOHLER® enameled cast iron

## Installation

- Vessel

## Recommended Products/Accessories

- K-23726 Drain treatment
- K-23725 Cast iron cleaner

## Optional Products/Accessories

- 52047 Clamp Accessory Pack, 4 Ea.

## Included Components

- 1193643 Basin clamps



ADA

CSA B651

## Codes/Standards






ASME A112.19.1/CSA B45.2  
ADA  
ICC/ANSI A117.1  
CSA B651

## KOHLER® Enameled Cast Iron Kitchen and Bathroom Sink Lifetime Limited Warranty

See website for detailed warranty information.

## Available Colors/Finishes

*Color tiles intended for reference only.*

Color	Code	Description
	0	White
	FF	Sea Salt™
	96	Biscuit
	NY	Dune
	7	Black Black™

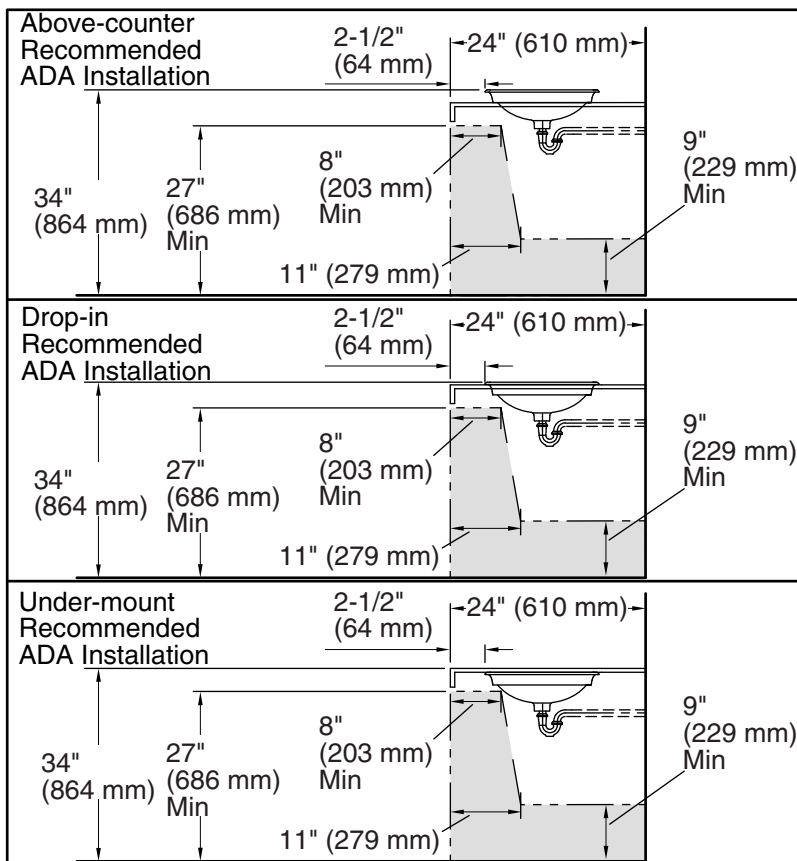
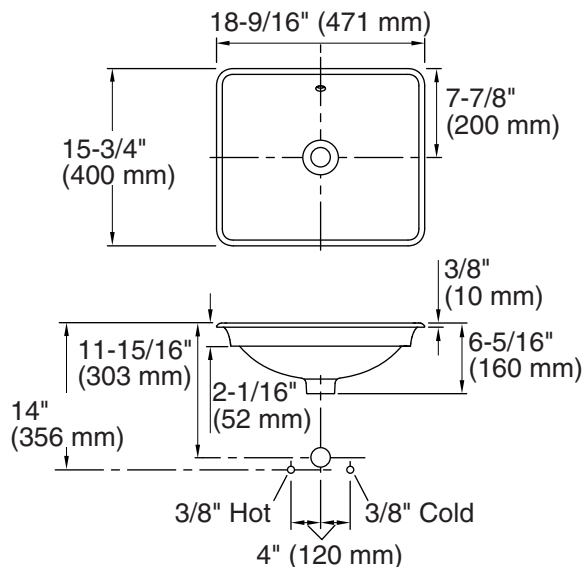
1-800-4KOHLER (1-800-456-4537)

Kohler Co. reserves the right to make revisions without notice to product specifications.

For the most current Specification Sheet, go to [www.kohler.com](http://www.kohler.com).

11-11-2023 00:13 - US/CA

THE BOLD LOOK  
OF **KOHLER**®



### Technical Information

All product dimensions are nominal.

- Bowl configuration: Single
- Bowl area (Only): Length: 17-1/2" (445 mm)  
 Width: 14-3/4" (375 mm)  
 Bowl depth: 4-9/16" (116 mm)  
 Water depth: 2-15/16" (74 mm)
- With overflow: Yes
- Template: 1222632-7, required, included

### Notes

Install this product according to the installation instructions.

**NOTICE:** Countertop manufacturer or cutter must use the cut-out template provided with the product, or a current one provided by Kohler Co. (call 1-800-4-KOHLER). Kohler Co. is not responsible for cutout errors when the incorrect cut-out template is used.

ADA, CSA B651 compliant when installed to the specific requirements of these regulations.