



Iron/Impressions®

25" Enameled cast iron vanity top with integrated round sink
K-3048-8

Features

- 8" (203 mm) widespread faucet holes
- Round basin
- Combines with standard 24" (609 mm) vanities to create a complete sink

Material

- KOHLER® enameled cast iron

Installation

- Vanity top

Recommended Products/Accessories

- K-9018 P-Trap
- K-23726 Drain treatment
- K-23725 Cast iron cleaner



Codes/Standards








ASME A112.19.1/CSA B45.2

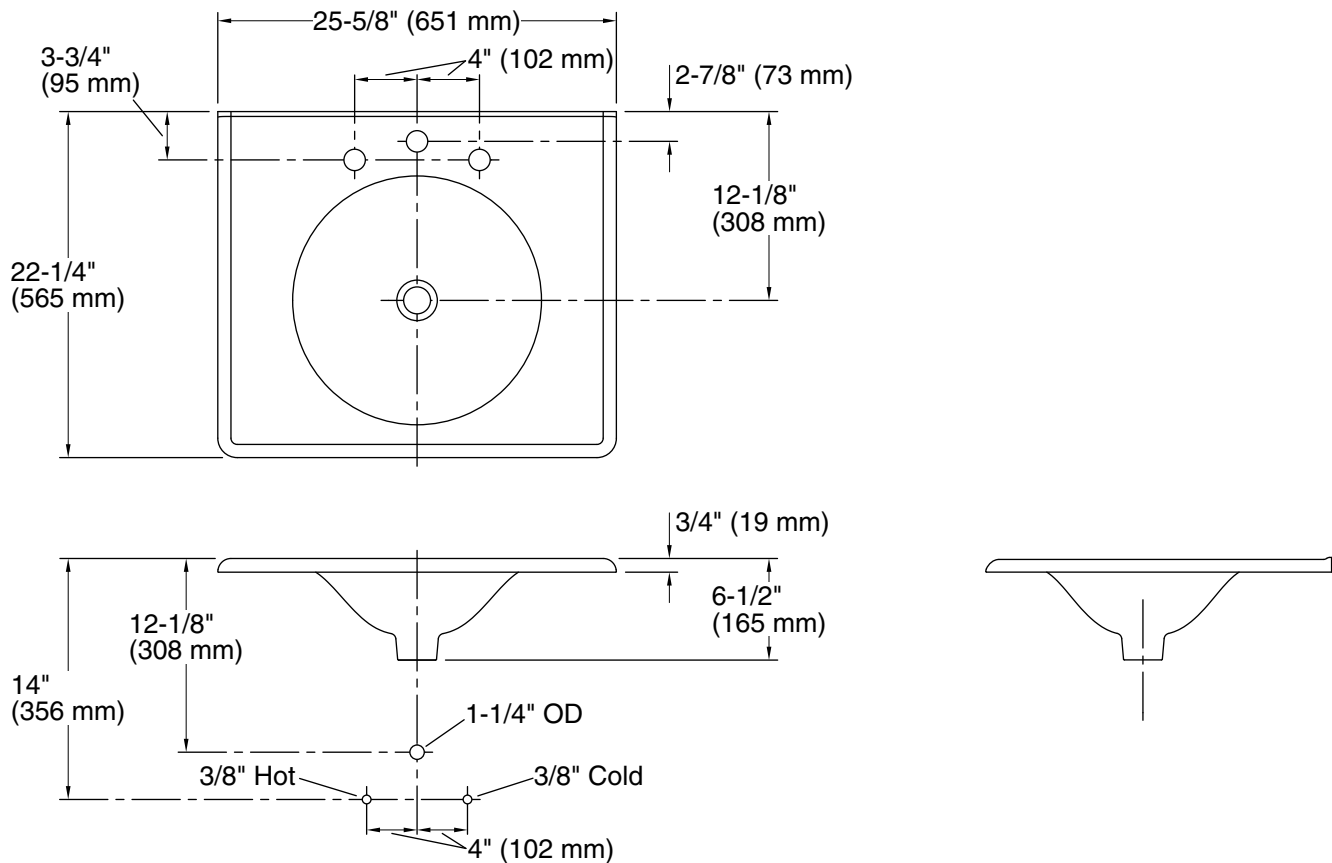
KOHLER® Enameled Cast Iron Kitchen and Bathroom Sink Lifetime Limited Warranty

See website for detailed warranty information.

Available Colors/Finishes

Color tiles intended for reference only.

Color	Code	Description
	0	White
	FF	Sea Salt™
	96	Biscuit
	NY	Dune
	95	Ice™ Grey
	FT	Basalt
	7	Black Black™



Technical Information

All product dimensions are nominal.

Bowl configuration:	Single
Center(s):	8
Bowl area (Only):	Water depth: 4-1/2" (114 mm)
Number of deck holes:	3
Faucet hole spacing:	8" (203 mm)
Faucet hole(s):	1-3/8" (35 mm)
Drain hole:	1-3/4" (44 mm)

Notes

Install this product according to the installation instructions.

NOTE: When selecting a faucet for this lavatory, ensure the faucet has a spout reach of 4-1/2" (114 mm) to 5" (127 mm) and has a spout height of 3" (76 mm) to 6" (152 mm).

Product does not have an overflow.