

### Features

- Clean lines and streamlined style add contemporary appeal to any bathroom
- 14" apron height for easy entry and exit
- Standard size simplifies installation in remodels
- Integral flange helps prevent water from seeping behind wall and simplifies alcove installation
- Safeguard® slip-resistant surface provides excellent traction underfoot
- Wide ledges for extra storage space
- Integral apron
- Integral lumbar support

### Material

- KOHLER® enameled cast iron

### Installation

- Left drain
- Alcove
- Left drain

### Recommended Products/Accessories

- K-7213 27" Cable Bath Drain
- K-7214 27" Cable Bath Drain
- K-706000-D3 Frameless Sliding Bath Door
- K-706000-L 62" H sliding bath door with 1/4"-thick glass
- K-706004-D3 Frameless Sliding Bath Door
- K-706004-L Frameless Sliding Bath Door
- K-23726 Drain treatment
- K-23725 Cast iron cleaner
- K-31796 Above-the-floor bath drain kit
- K-31798 Bath drain kit



**ADA**

### Codes/Standards

ASME A112.19.1/CSA B45.2  
ASTM F462  
ADA  
ICC/ANSI A117.1  
IAPMO Certification



### KOHLER® Enameled Cast Iron Bath and Shower Base Lifetime Limited Warranty

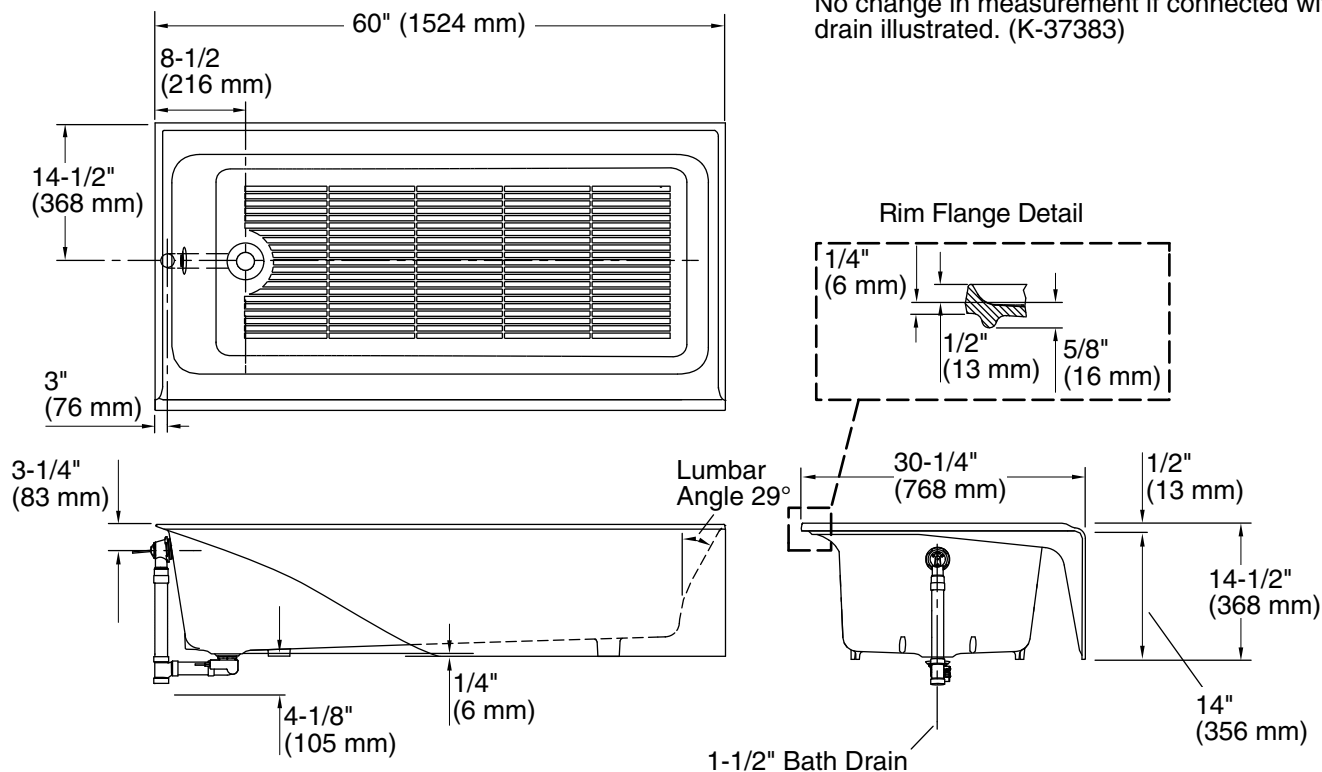
See website for detailed warranty information.

### Available Colors/Finishes

*Color tiles intended for reference only.*

Color	Code	Description
-------	------	-------------

	0	White
	96	Biscuit
	17	Teal
	42	Aspen Green
	34	Fresh Green



### Technical Information

All product dimensions are nominal.

Drain location:	Left
Basin area, bottom:	48-3/4" x 19-5/16" (1238 mm x 491 mm)
Basin area, top:	54-11/16" x 21-3/16" (1389 mm x 538 mm)
Weight:	310 lbs (140.6 kg)
Minimum floor load:	52 lbs/ft <sup>2</sup> (253.9 kg/m <sup>2</sup> )
Water depth:	9" (229 mm)
Water capacity:	32.6 gal (123.4 L)
Minimum flat for door:	2-11/16" (69 mm)

### Notes

Measure your actual product for rough-in details.

Install this product according to the installation instructions.

The hot water supply should be 70% of the capacity of the bath or greater. Installations will vary.

ADA compliant when installed to the specific requirements of these regulations.